








Delaware Watershed Assessment

-  HUC12
-  Perry Gullies/CCC
-  County
-  Perry Lake
-  Hydrology
-  Delaware Watershed
-  KLR Basin Boundary

